




Learning from Home

Stage 4

Package 1



STAGE 4 | LEARNING FROM HOME | PACKAGE 1

Dear student,

Whilst you are unable to attend face-to-face classes, please follow the learning intentions outlined below to ensure that you can continue to learn independently at home.

LEARNING INTENTIONS:

- **PRIORITY 1: Complete upcoming or outstanding Assessment Tasks where possible.**

Whilst you aren't at school in person at present, it is important that you stay up to date with formal assessment tasks as best you can. These tasks are carefully designed so that your teachers can assess your strengths and weaknesses in their subject areas. If you don't have a hard copy of your Assessment Notification, you can access them on Moodle.

If you are not present at school on the due date of a take-home task, you can submit it on Moodle via Turnitin, or to your teacher via email. If you are not present at school on the day of an in-class assessment, you will complete this task when you return to school.

- **PRIORITY 2: Complete the work outlined on pages 3 to 15 within this booklet.**

Learning from Home Package 1 contains a range of tasks from a range of key learning areas. Please complete each one to the best of your best ability. Read each question carefully, and provide detailed answers. Don't forget capital letters and full stops!

- **PRIORITY 3: Engage in wide reading of a text of your choice.**

It is a great idea to spend at least an hr each day reading. Any book you like is fine - reading helps improve your knowledge and understanding across the board, and is a great low-pressure way to learn from home.

If you don't have access to hard copy books at the moment, you can read e-books online through our school's eLibrary. To access this service:

1. Go to our school website
2. Under the 'useful links' tab there is a link to 'eLibrary'.
3. Click on the eLibrary link and log in using your student login details.
4. Start browsing for a title that interests you!

*** **Note:** You can also download the associated app from the app store on your phone 😊

If you complete Package 1 before returning to school, you may choose to continue on to Package 2. Alternatively, you may choose to undertake a project from Project-Based Learning options.

It is recommended that you submit this package of work as evidence of your learning from home. You can do this by submitting a hard copy to Mrs Jones – Literacy & Numeracy Coordinator when you return to school, or by sending a digital copy via email to jacquelinejones24@det.nsw.edu.au.

If you have difficulty accessing or completing the work in this package, please contact Mrs Jones who will arrange some learning support suited to your needs.

Learning Support & Wellbeing Faculty

Monday MISTAKES



Correct the errors in the following paragraph.

If you are looking for a great place to work you might want to fill out a application too work for google. Fortune.com releases an article each year called the 100 best companys too work for and google has made the list every year! Some of the free perks include three prepared organic meals a day unlimited snacks free personal-fitness classes and even on-site oil-changes! Need to do you're laundry or get your hare done. No problem! They also have free laundry services and hair stylists on the compound. Google also beleives that a rested employie is a happy won so they even offer nap pods were workers can go have a snooze

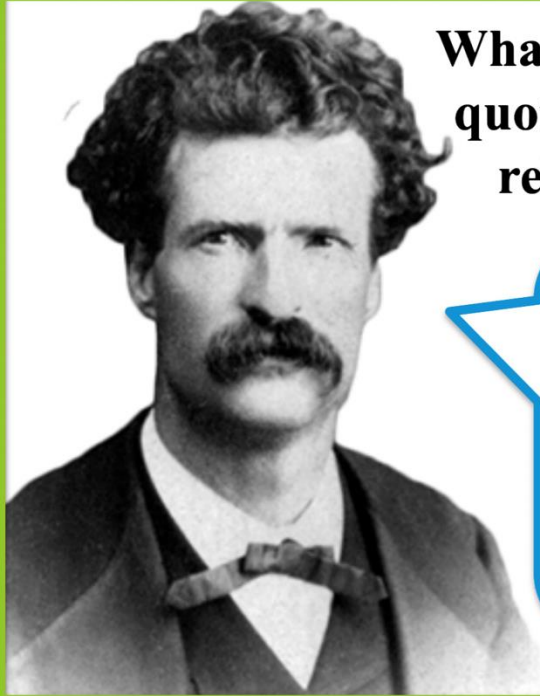
Tuesday TERMS



Guess what these words mean based on how they are used in context. Once you have made your guess, look the word up to see if you are correct!

1. When the **haughty** Student Council President ignored the students at the annual fundraiser, the teacher advisor gave him a stern lecture.
2. Because the negotiator handled the hostage situation with **aplomb**, the kidnapper released everyone without harm.

Wednesday WISE WORDS



What is the meaning of the following quote? Do you agree? How does it relate to your life or the world?

Whenever you find yourself on the side of the majority, it is time to pause and reflect.

- Mark Twain

© Presto Plans

Thursday THOUGHTS

Click on the link below to watch a video clip. Respond in writing by providing your thoughts on the following question:



If you could have anyone surprise you for a visit, who would it be and why?

<https://www.youtube.com/watch?v=zavmyMOCpFY>

Friday FIGURATIVE LANGUAGE

Read the two examples below and determine what type(s) of figurative language is/are being used from the list provided.

**Simile
Metaphor
Personification
Onomatopoeia
Oxymoron
Idiom
Hyperbole
Allusion
Alliteration
Pun
Assonance
Synecdoche
Irony**

1. When Rachel entered the haunted house, it was as black as coal. She used the walls to find her way down the hallway, terrified at what was to come.

2. Kevin peered out into the darkness. The sound of the thunder made him jump, and his eyes widened when he saw the bright lightning dance across the sky.


It's time for a BRAIN BREAK!

Take 30 minutes to be mindful of how you are feeling today.

If you're feeling a little bit stressed or overwhelmed, think about one thing that you are grateful for.

Write this in the center circle ---->

Keep this thought in your mind while you colour in the rest of the image.



The Year 2050

Today you are going to write a narrative or story. The idea for your story is 'The Year 2050'.

What might life be like in the year 2050? Use your imagination to develop an idea for a story set in the future.

Think about the following:

- Who are your characters?
- Where is your story set?
- What is the problem or complication and how will it be solved?
- How will your story end?

Remember to:

- Plan your story with a beginning, middle and end.
- Organise your ideas into paragraphs.
- Choose your words carefully to entertain the reader.
- Write in sentences.
- Pay attention to your spelling and punctuation.
- Check and edit your work carefully.

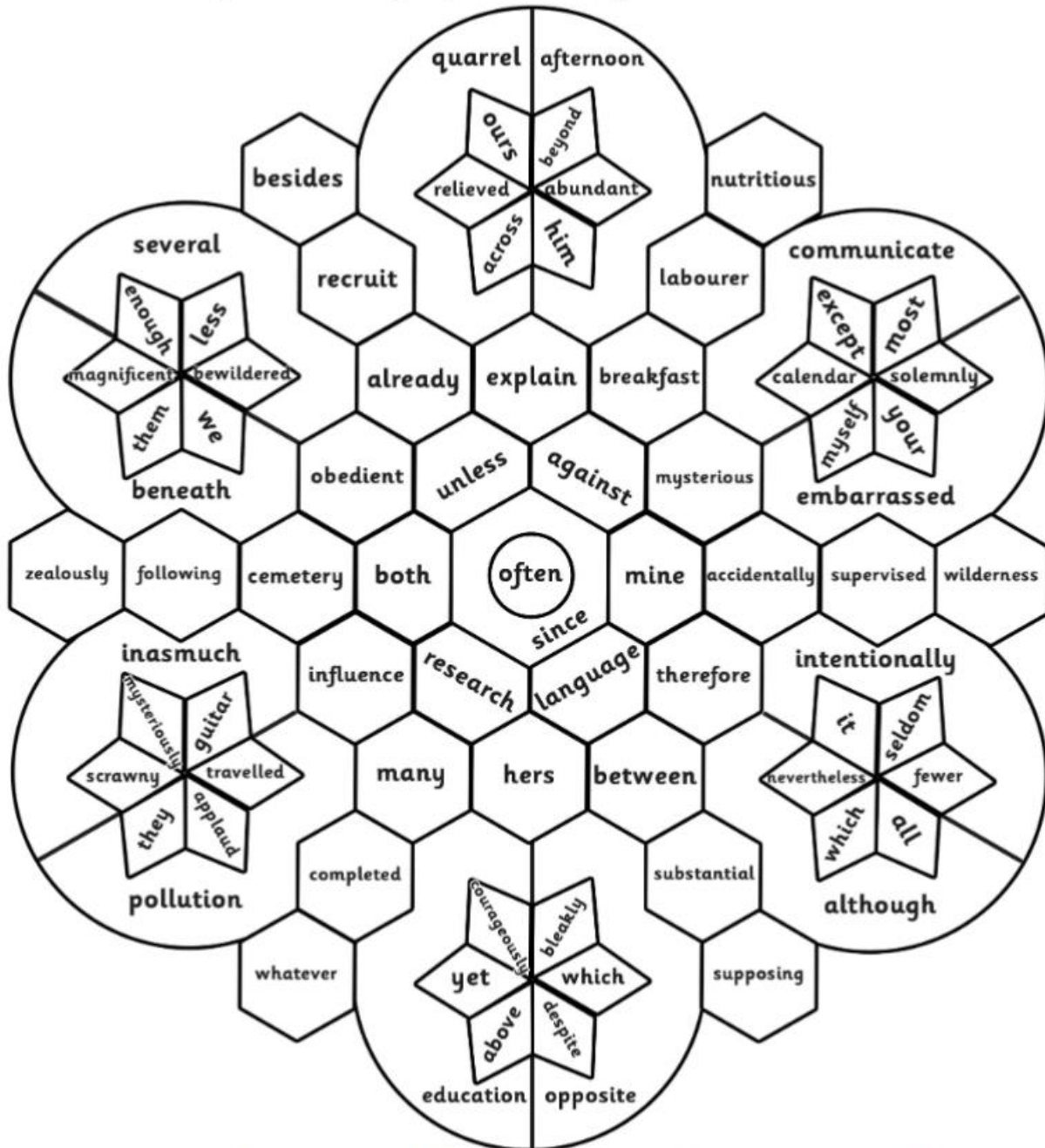


The Year 2050...

CATEGORISING THE DIFFERENT PARTS OF LANGUAGE

All the words in the English language can be categorized according to their purpose (the reason you use them when you write). These categories are known as 'parts of speech'.

Using the colour code at the bottom of the page, colour each word's box according to what word category it belongs to. TIP: Some words can go in 2 categories, so you might like to split their shape to use both of the necessary colours.



Verbs = yellow Nouns = blue Adjectives = purple

Adverbs = green Conjunctions = red Prepositions = orange Pronouns = turquoise

**Addition and Subtraction Challenge**

$45 + 101$	
$23 + 27$	
$68 + 43$	
$112 + 45$	
$145 + 62$	
$132 + 98$	
$43 + 56$	
$98 + 35$	
$114 + 232$	
$101 + 98$	
$85 + 67$	
$42 + 55$	
$109 + 156$	
$246 + 398$	
$312 + 497$	
$458 + 984$	
$1092 + 48$	
$456 + 86$	
$549 + 290$	
$236 + 641$	
$1032 + 1067$	

$67 - 34$	
$98 - 55$	
$104 - 89$	
$256 - 87$	
$567 - 314$	
$312 - 49$	
$687 - 563$	
$981 - 607$	
$604 - 239$	
$345 - 268$	
$938 - 412$	
$656 - 437$	
$298 - 131$	
$385 - 215$	
$1085 - 617$	
$2567 - 678$	
$9875 - 567$	
$2050 - 498$	
$114 - 89$	
$262 - 119$	
$562 - 229$	

$1088 + 478$	
$2056 + 789$	
$295 + 498$	
$312 + 714$	
$896 + 747$	
$409 + 6802$	
$608 + 7897$	
$2145 + 421$	
$3987 + 318$	
$803 + 746$	
$1043 + 157$	
$952 + 986$	
$475 + 9042$	
$1037 + 157$	
$5682 + 492$	
$632 + 1084$	
$783 + 209$	
$6013 + 549$	
$619 + 8014$	
$378 + 50$	
$409 + 656$	

$4506 - 216$	
$9997 - 658$	
$2054 - 417$	
$1081 - 804$	
$670 - 487$	
$248 - 119$	
$902 - 675$	
$9783 - 406$	
$8962 - 434$	
$786 - 387$	
$962 - 908$	
$4894 - 1394$	
$561 - 416$	
$896 - 516$	
$7845 - 2478$	
$2398 - 1304$	
$9987 - 4377$	
$9832 - 984$	
$736 - 698$	
$295 - 117$	
$8978 - 3659$	

**Times Tables and Division Challenge**

4×5	
9×8	
7×2	
12×11	
10×9	
13×3	
2×12	
4×6	
7×8	
2×11	
9×7	
11×9	
8×4	
12×9	
5×6	
7×4	
3×8	
9×6	
8×1	
0×7	

$108 \div 9$	
$72 \div 6$	
$35 \div 5$	
$40 \div 8$	
$28 \div 4$	
$66 \div 11$	
$144 \div 12$	
$36 \div 2$	
$45 \div 5$	
$99 \div 9$	
$120 \div 10$	
$84 \div 6$	
$96 \div 8$	
$48 \div 6$	
$49 \div 7$	
$21 \div 3$	
$16 \div 2$	
$12 \div 4$	
$15 \div 5$	
$60 \div 12$	

2×13	
3×12	
11×7	
6×12	
8×5	
5×12	
15×2	
3×20	
2×18	
3×4	
4×4	
0×5	
2×6	
3×9	
7×12	
13×11	
10×9	
15×10	
13×4	
2×14	

$65 \div 5$	
$2 \div 2$	
$8 \div 4$	
$25 \div 5$	
$56 \div 8$	
$77 \div 11$	
$117 \div 9$	
$132 \div 12$	
$169 \div 13$	
$156 \div 12$	
$35 \div 7$	
$42 \div 6$	
$54 \div 9$	
$63 \div 7$	
$48 \div 4$	
$30 \div 5$	
$40 \div 10$	
$88 \div 8$	
$130 \div 10$	
$121 \div 11$	


Numberpillars

Instructions

Your task is to find the number with the most 'links'.

Rules

- Start with any number less than 100.
- If the number is even, then halve it.
- If the number is odd, add 1 and then halve it.
- Carry on until you get to the number 1.



For example: 5 links

- Start with any number less than 100:
- If the number is even, then halve it:
- If the number is odd, add 1 and then halve it:
- The answer is odd, so you must add 1 and then halve it again:
- If the number is even, then halve it:

⑩


$$10 \div 2 = \textcircled{5}$$

$$5 + 1 = 6 \text{ then } 6 \div 2 = \textcircled{3}$$

$$3 + 1 = 4 \text{ then } 4 \div 2 = \textcircled{2}$$

$$2 \div 2 = \textcircled{1}$$

So, the number 10 has 5 links: 10, 5, 3, 2, 1






SPaG Starters Apostrophes for Possession

If we are writing about something which belongs to a person or a thing, we add an 's to the end of the person or thing. The exceptions to this are:

- if the person or thing already ends in an s and is a plural (more than one), we put the apostrophe **after** the s, and don't add another one;
- the word **it's** only has an apostrophe to show contraction from **it is**. If something belongs to **it**, we write **its**.



Rewrite the sentences, correcting any mistakes.

1. Jude's bag got wet in the rain on his way home from school.
Its now completely drenched.

2. The students performance had to be stopped because of an electrical problem; its unlikely she will be able to continue.

3. The teams performance was astounding. The team captains speech at half time had really motivated everyone.

4. Stephanies writing wasn't sensational, she claimed that it's hard to think of ideas on the spot.

5. The teacher's tie was perfectly coordinated with his socks.

Congratulations!

You've reached the end of the set work in Learning from Home Package 1.

Now is a great time to pick up something to **read!** It doesn't matter if you don't like to read novels; reading any text type provides the same benefits to your mind, so if you prefer to read magazines, blogs, comics or manga, or autobiographies... then go for it!

However, if you need a brain break first, find yourself some pencils/textas, and get colouring ☺



Return this work to Mrs Jones via email or in person when you return to school.